

PANEL DOWNLIGHTS

Características

Material	AL+PS
Terminado	Blanco
Pantalla	PS
Indice de protección	IP20
Base	Soporte de Fijación
Dimensiones mm	167/151*20 mm
Lúmenes	930 Lm
Temperatura	6,500K
Ángulo	120°

Parámetros Eléctricos

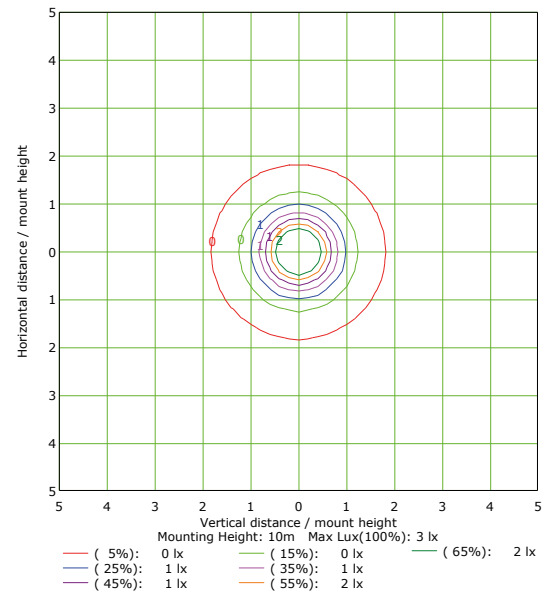
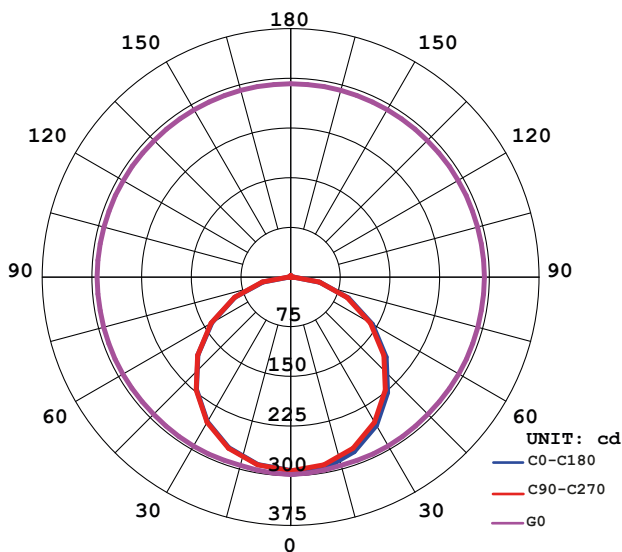
Tensión Nominal [V~]	85-265V~
Consumo de Potencia [W]	12W
Frecuencia Nominal [Hz]	50/60Hz
Consumo de Corriente [A]	0.14 - 0.045A
Temperatura de Operación	0 a 40 °C

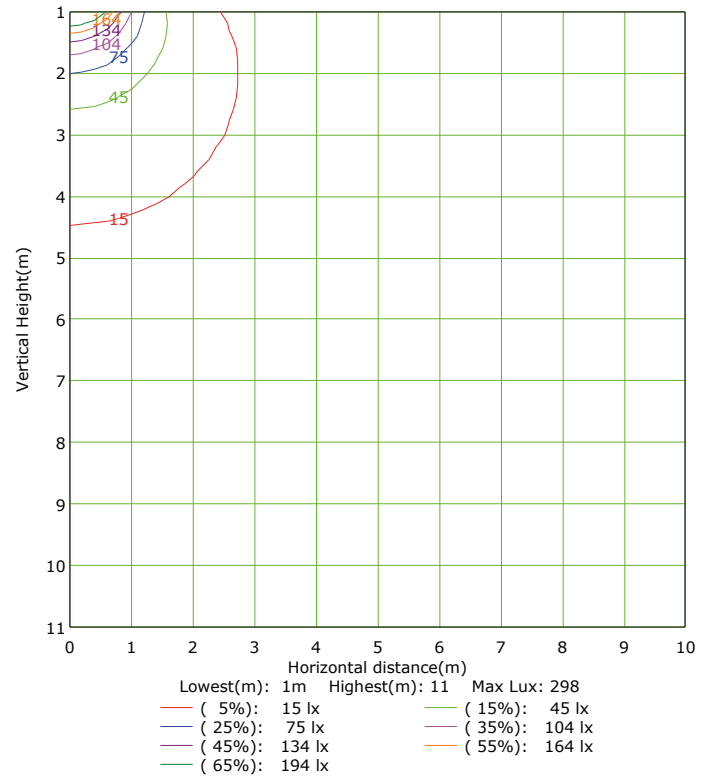
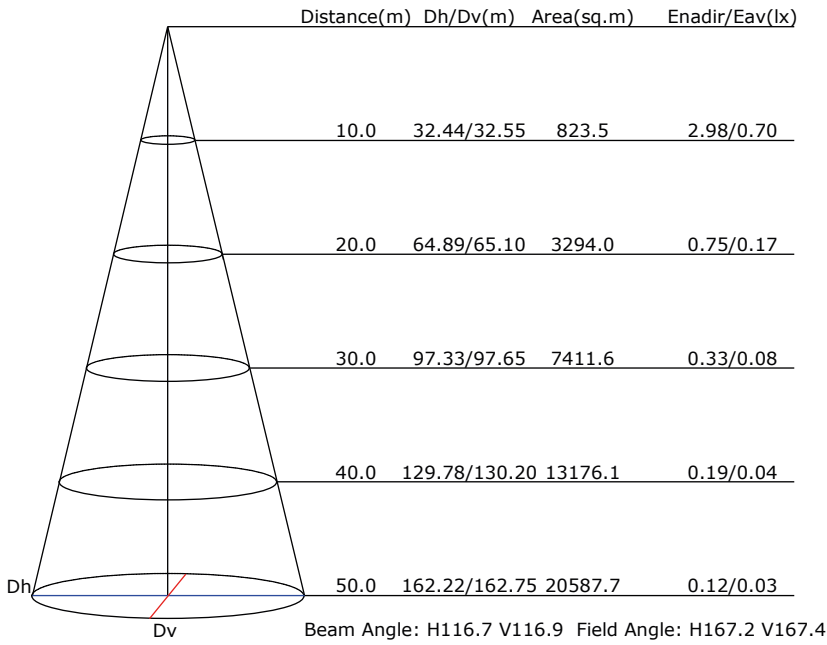
Beneficios

Garantía	2 Años de Garantía
Certificación	NOM ANCE

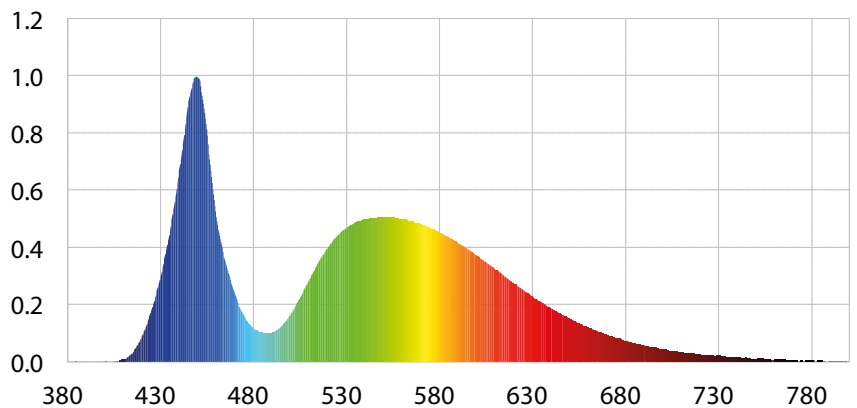
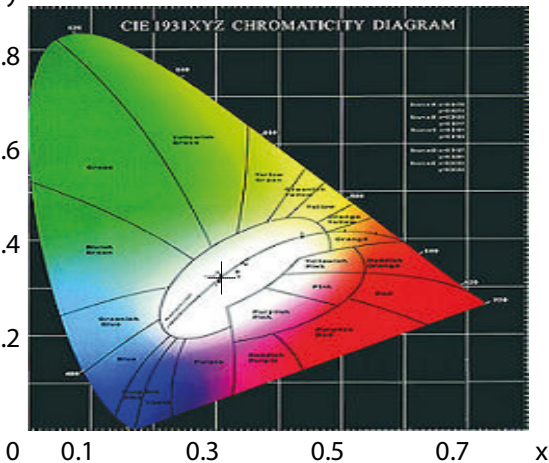


LUMINOUS INTENSITY DISTRIBUTION DIAGRAM





CIE1931 CHROMATICITY DIAGRAM



Parámetros colorimétricos

CCT: Tc=6702K (duv=0.00215)

CRI: Ra= 71.5, avgR(1~14)= 60.6, avgR(1~15)= 61.0

Parámetros fotométricos

Luminous Flux:1251.32 Lm

EEL: 0.13

Pupil Flux:217631Plm

Efficiency: 101.49 Lm/W

Energy Efficiency Class: A+ (EU 874-2012)

Pupil Lumens Per Watt: 176.51 Plm/W

Radiant Power: 3.947 W

Pupil Factor (Kp): 1.739

Parámetros eléctricos

Voltage: 220.70V

Power Factor: 0.6010

Current: 0.0930A

Frequency: 60.00Hz

Power:12.33W