

REFLECTOR ALTA POTENCIA

Características

Material	Al+FE
Terminado	Gris
Pantalla	Cristal
Indice de protección	IP65
Base	Soporte de Fijación
Dimensiones mm	795*465*115 mm
Lúmenes	63,000Lm
Temperatura	6,500K
Ángulo	130°

Parámetros Eléctricos

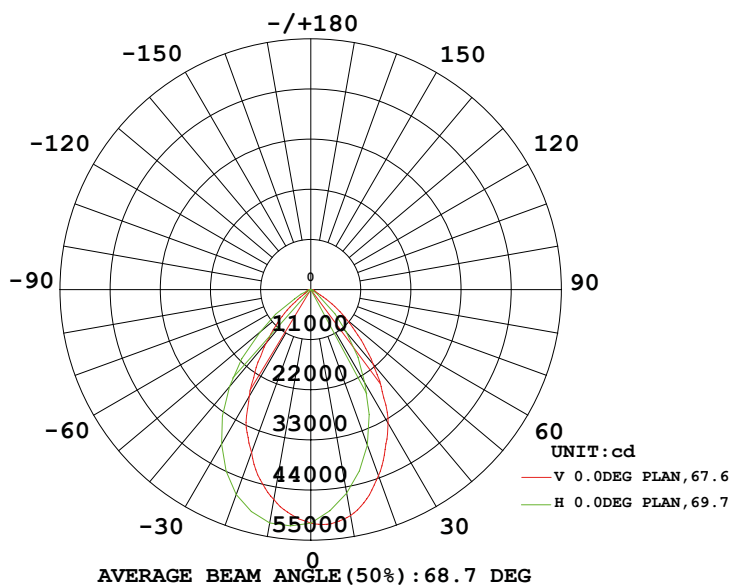
Tensión Nominal [V~]	85-305V~
Consumo de Potencia [W]	600W
Frecuencia Nominal [Hz]	50/60Hz
Consumo de Corriente [A]	7.05A
Temperatura de Operación	-5 a 45 °C

Beneficios

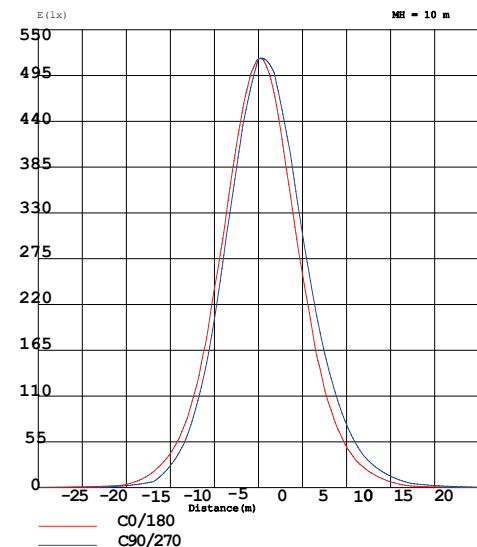
Garantía	3 Años de Garantía
Certificación	NOM ANCE

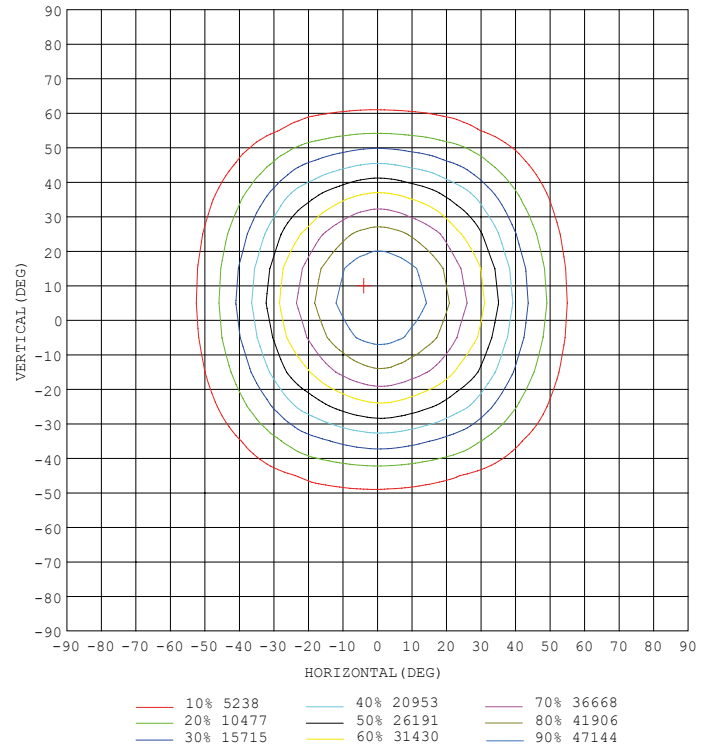
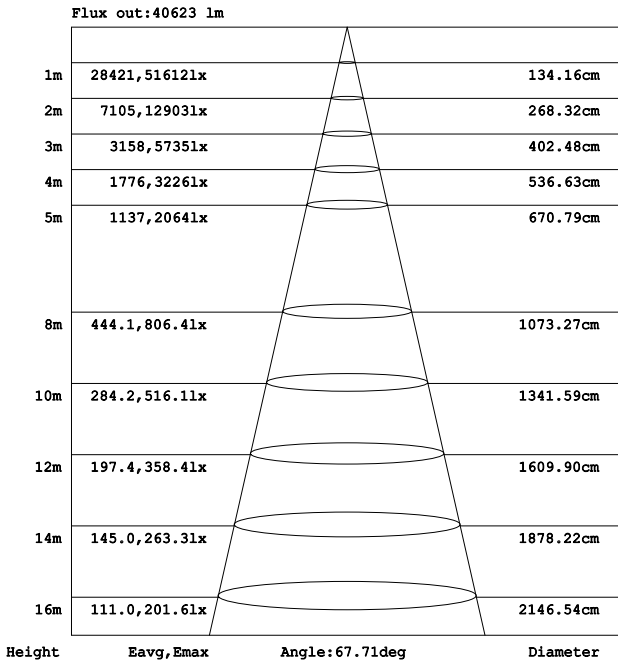


LUMINOUS INTENSITY DISTRIBUTION DIAGRAM

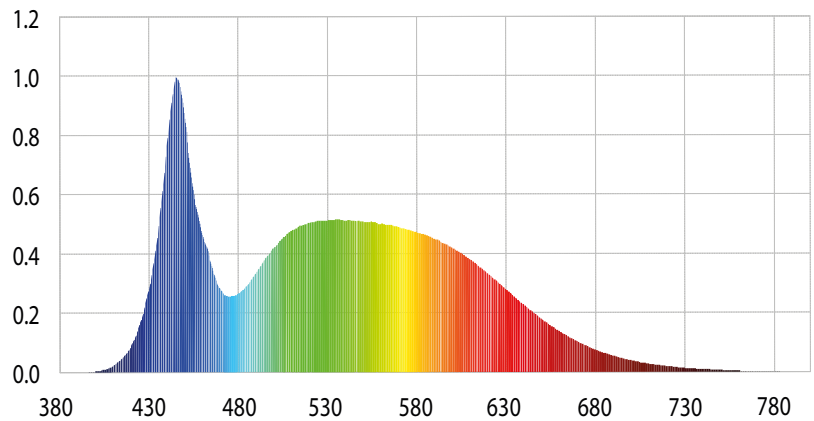
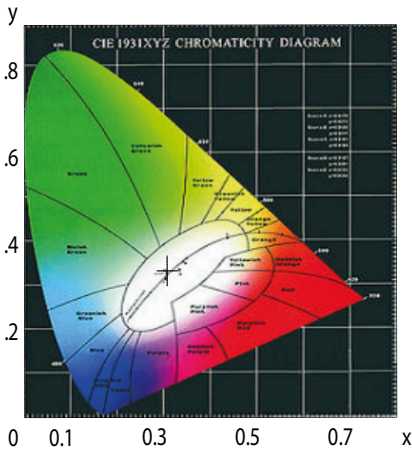


Planar Illuminance Curve





CIE1931 CHROMATICITY DIAGRAM



Parámetros colorimétricos

CCT: Tc=6710K (duv=0.00967)

CRI: Ra= 81.1, avgR(1~14)= 73.3, avgR(1~15)= 73.1

Parámetros fotométricos

Luminous Flux: 67027.39 Lm

EEL: 0.13

Pupil Flux: 127119.72 Plm

Efficiency: 106.06Lm/W

Energy Efficiency Class: A+ (EU 874-2012)

Pupil Lumens Per Watt: 201.14 Plm/W

Radiant Power: 214.44W

Pupil Factor (Kp): 1.897

Parámetros eléctricos

Voltage: 127.70V

Power Factor: 0.9900

Current: 4.9400A

Frequency: 60.00Hz

Power: 632.00W